

S401

ModBUS Rtu indicator with OLED display



- ✓ OLED brightness display, 2,7"
- ✓ Depth: 25 mm only
- ✓ Interfaces: - Nr 1 RS485 Modbus Master
- Nr 1 RS485 Modbus Slave
- ✓ Manual setting by front buttons
- ✓ Direct connection with I/O modules
- ✓ 20 queries, several function for addition, subtraction, square, cube etc.)
- ✓ Activation alarm output
- ✓ Function of local display and bridge for Modbus Master unit

TECHNICAL SPECIFICATIONS

S401 · Digital indicator with OLED display and ModBUS interface



GENERAL FEATURES

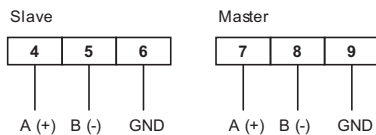
Power supply	80-265 Vac; 10-40 Vdc / 19-28 Vac
Max consumption	1 W
CPU	8 bit
Communication interfaces	2 RS485 ModBUS RTU Master / Slave Speed 1.200..115.200 bps
Memories	256 byte RAM 4kB di XRAM 32 kB Flash (512 byte single block) 128 byte "scratchpad" memory
Display	OLED 2,7", 128 x 64 pixel
Front panel buttons	3 navigation menu buttons
Conformity	EN 61000-6-4/2002, EN 61000-6-2/2005, EN 61010-1/2001

THERMOMECHANICS FEATURES

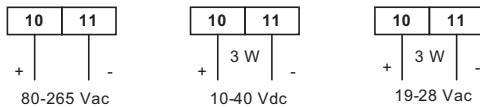
Operating temperature	-10.. +60°C
Storage temperature	-10.. +60°C
Humidi	min 30% MAX 90% non condensing
Case	PPO self-extinguish mounting DIN 43700
Front protection	IP65
Terminals	Removable
Dimensions (lxhxd)	96x48x40 mm
Panel cut out dimensions	91x45 mm
Weight	200 g

CONNECTIONS

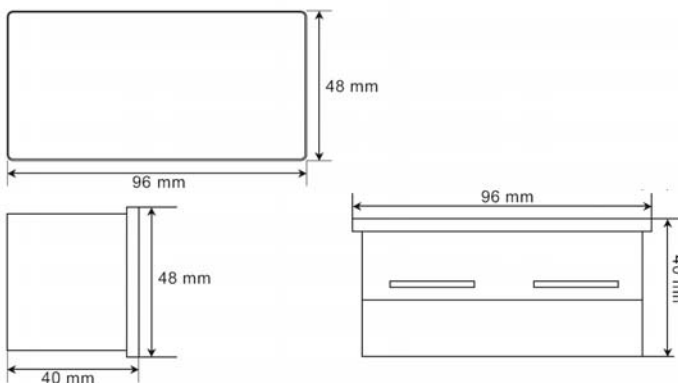
RS485



POWER SUPPLY



DIMENSIONS



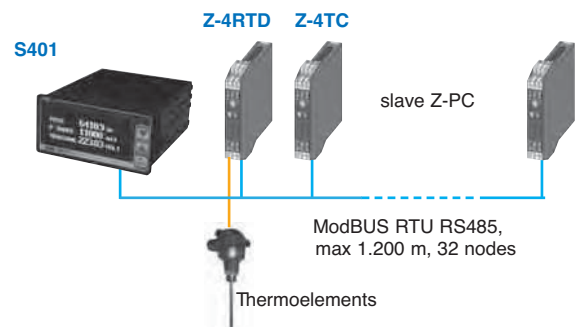
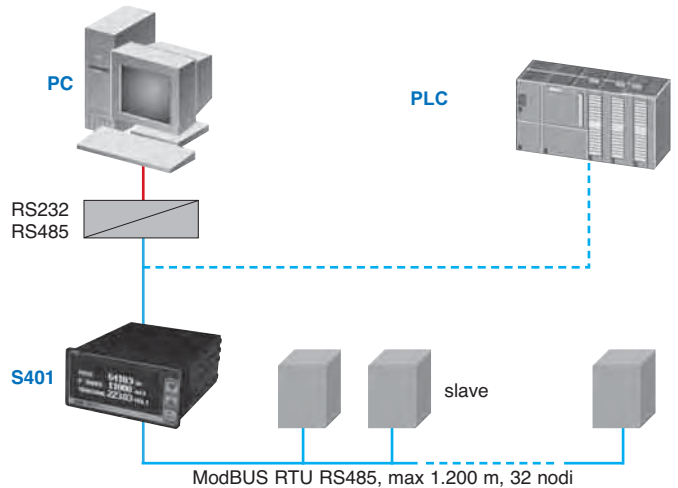
ORDER CODES

Code	Description	
Model	S401	ModBUS RTU indicator with OLED display
Power supply	-H	80-265 Vac
	-L	10-40 Vdc / 19-28 Vac

VISUALIZATION AND SETTINGS

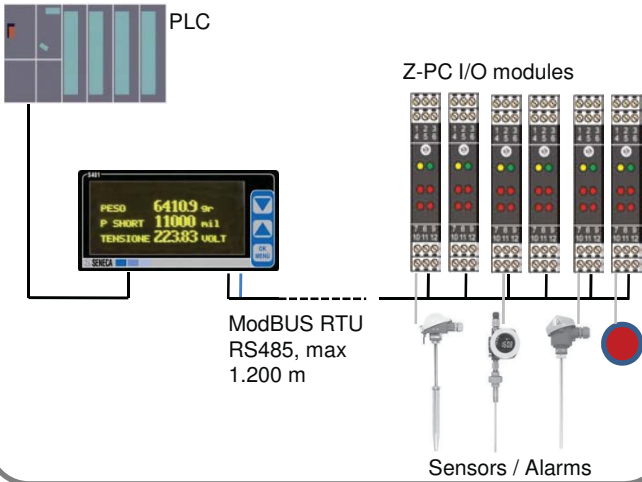
Visualization	Up to 20 measures (max 3 for page) free setup
Settings	Communication parameters, language, contrast, brightness, scale, offset, measure unit
Serial communication	Address (slave module), parity, baud rate, delay response time (slave module), transmission delay (master module), receiving timeout (master module)
Queries	- Max 20 - Measure format: word (2 byte), long or float (4 byte) - Query list: insert, modify, delete query, slave address; first register address; data type, offset, scale, description, unit of measurement; closed list selection (default: FLOAT); - Free order of programmed queries - Free control inserting or deleting query
Datalogging	Data storage from measure modules in RAM (20 x 4 byte chart)

APPLICATIONS

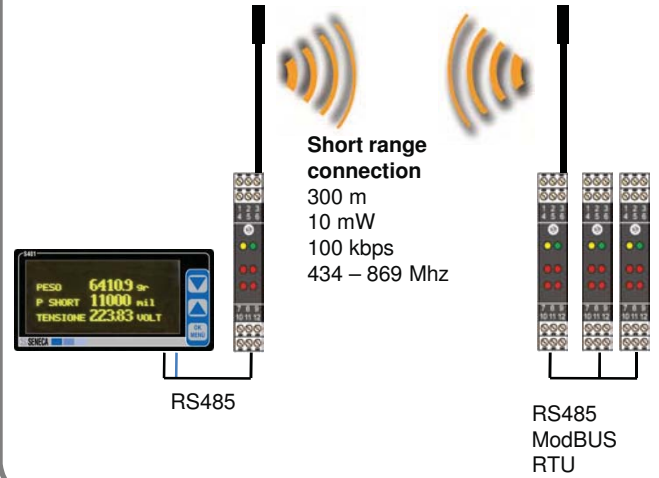


Applications

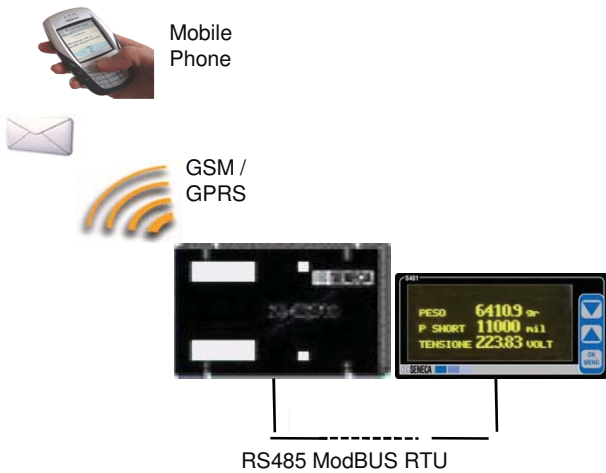
LOCAL CONTROL MODBUS MASTER INTERFACE



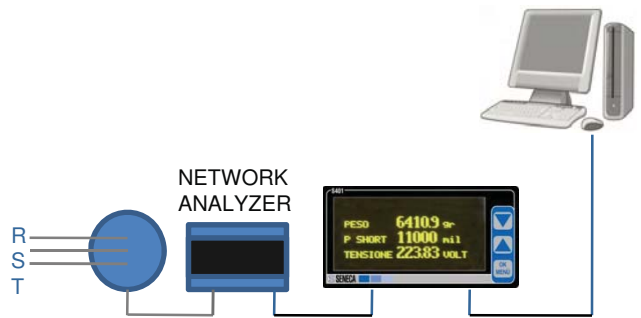
WIRELESS TRANSMISSION



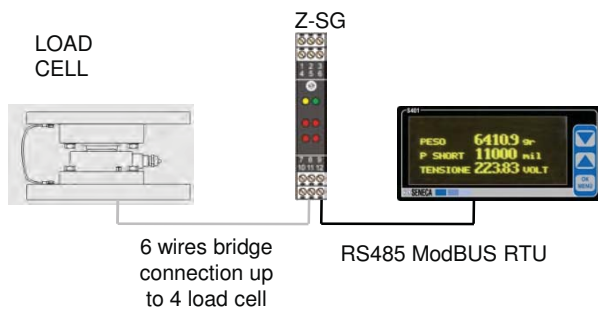
REMOTE CONTROL



THREE PHASE NETWORK MONITORING



WEIGHTING SYSTEM



DATA ACQUISITION

